

# COUNTRY PRESENTATION MYANMAR

**Turin, 4 November 2013**

*Progetto Integrato di Mercato –  
PIM ASEAN*

PIEMONTE

THE BEST OF  
MADE IN ITALY



# ASEAN & THE NEW MYANMAR

**PIEMONTE**

**THE BEST OF  
MADE IN ITALY**



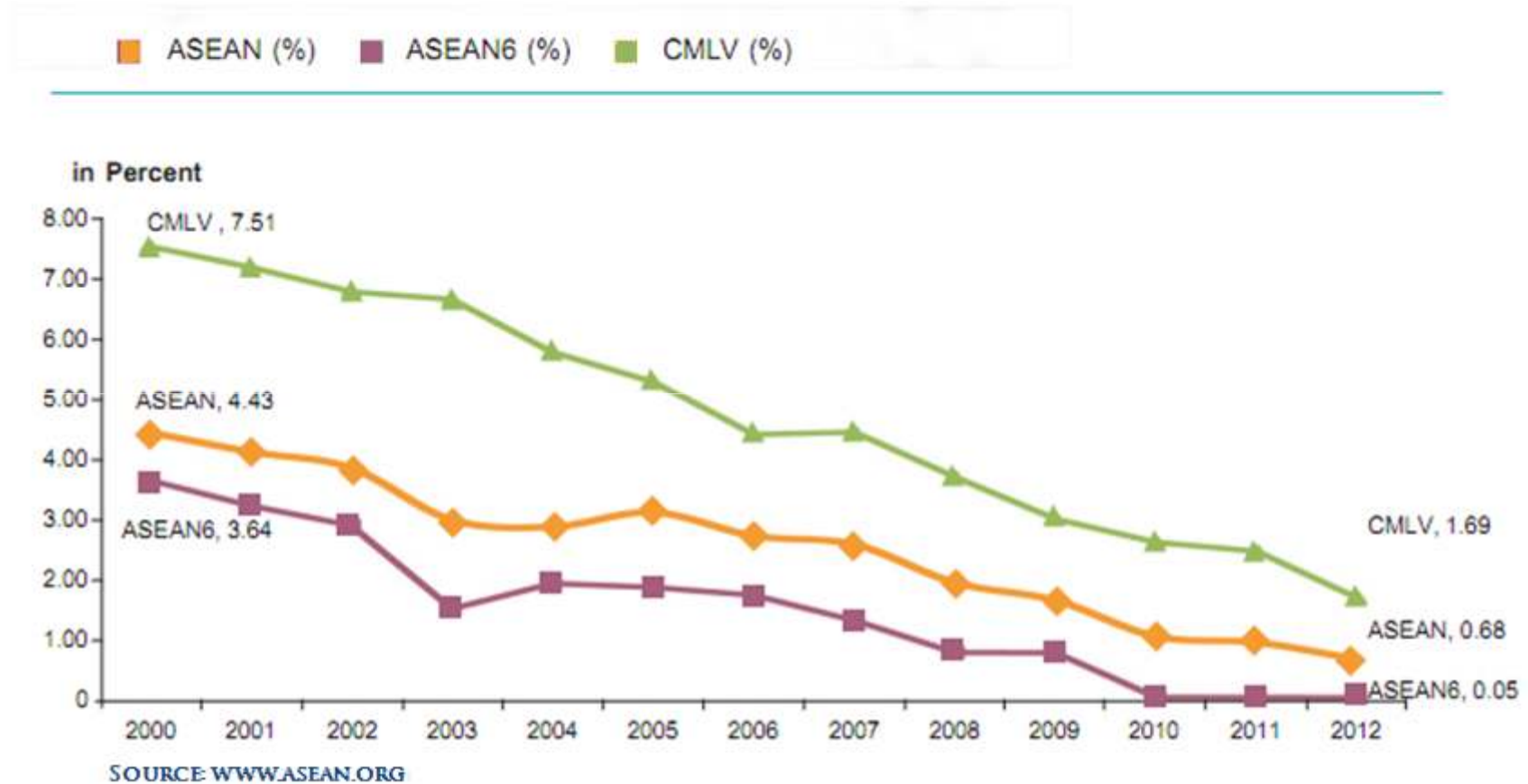


# ASEAN: POPULATION, TERRITORY, ECONOMY

	AREA (SQ KM)	POPUL. (,000)	GDP (PPP \$BN)	GDP (NOMINAL \$BN)
BRUNEI	5,765	423	22	16
CAMBODIA	181,035	14,251	33	14
INDONESIA	1,860,360	237,671	1,126	892
LAOS	236.800	6,385	18	9
MALAYSIA	330,252	28,246	463	300
<b>MYANMAR</b>	<b>676,577 (2)</b>	<b>60,384 (5)</b>	<b>84(7)</b>	<b>55 (7)</b>
PHILIPPINES	300,000	95,834	411	247
SINGAPORE	714	5,184	315	276
THAILAND	513,120	67,597	602	365
VIET NAM	331,051	87,840	302	143
<b>TOTAL</b>	<b>4,435,674</b>	<b>604,803</b>	<b>3,375</b>	<b>2,317</b>

SOURCE: WWW.ASEAN.ORG

# ASEAN: AVERAGE TARIFF RATES ON IMPORTS



# ASEAN: TOTAL TRADE

US\$ MILLION – GROWTH YOY

	2000	2005	2011
TOTAL TRADE	759,101 <i>+21.8%</i>	1,224,889 <i>+14.3%</i>	2,388,592 <i>+16.8%</i>
INTRA ASEAN	166,846 <i>+25.8%</i>	304,893 <i>+16.8%</i>	598,242 <i>+15.1%</i>
EXTRA ASEAN	592,255 <i>+20.7%</i>	919,996 <i>+13.5%</i>	1,790,350 <i>+17.3%</i>

SOURCE WWW.ASEAN.ORG

## ASEAN: TOTAL TRADE PARTNERS (%)

	2000	2005	2011
INTRA ASEAN	<i>22.0</i>	<i>24.9</i>	<i>25.0</i>
CHINA	<i>4,3</i>	<i>9,3</i>	<i>11,7</i>
JAPAN	<i>15.3</i>	<i>12.6</i>	<i>11.4</i>
EU27	<i>13.5</i>	<i>11.5</i>	<i>9.8</i>
USA	<i>16.1</i>	<i>12.6</i>	<i>8.3</i>
S.KOREA	<i>3.9</i>	<i>3.9</i>	<i>5.2</i>
INDIA	<i>1.3</i>	<i>1.9</i>	<i>2.9</i>
AUSTRALIA	<i>2.3</i>	<i>2.6</i>	<i>2.5</i>

## ASEAN/ITALY BILATERAL TRADE 2012

EXPORTS	8.0 BILLION US\$ (1.7%)
IMPORTS	8,2 BILLION US\$ (1.7%)

TOTAL TRADE  
16,2 BILLION US\$



## FTAS WITH DIALOGUE PARTNERS

- ASEAN - AUSTRALIA NEW ZEALAND FTA
- ASEAN - CHINA FTA (CAFTA)
- ASEAN - INDIA FTA
- ASEAN - JAPAN FTA
- ASEAN - REPUBLIC OF KOREA FTA

# CAFTA

THE THIRD LARGEST FREE  
TRADE AREA IN TERMS OF  
NOMINAL GDP

THE LARGEST FREE TRADE AREA IN TERMS  
OF POPULATION





# GREATER MEKONG SUBREGION

- CAMBODIA,
- CHINA  
(YUNNAN PROVINCE & GUANGXI ZHUANG)
- LAO PDR
- MYANMAR
- THAILAND
- VIET NAM



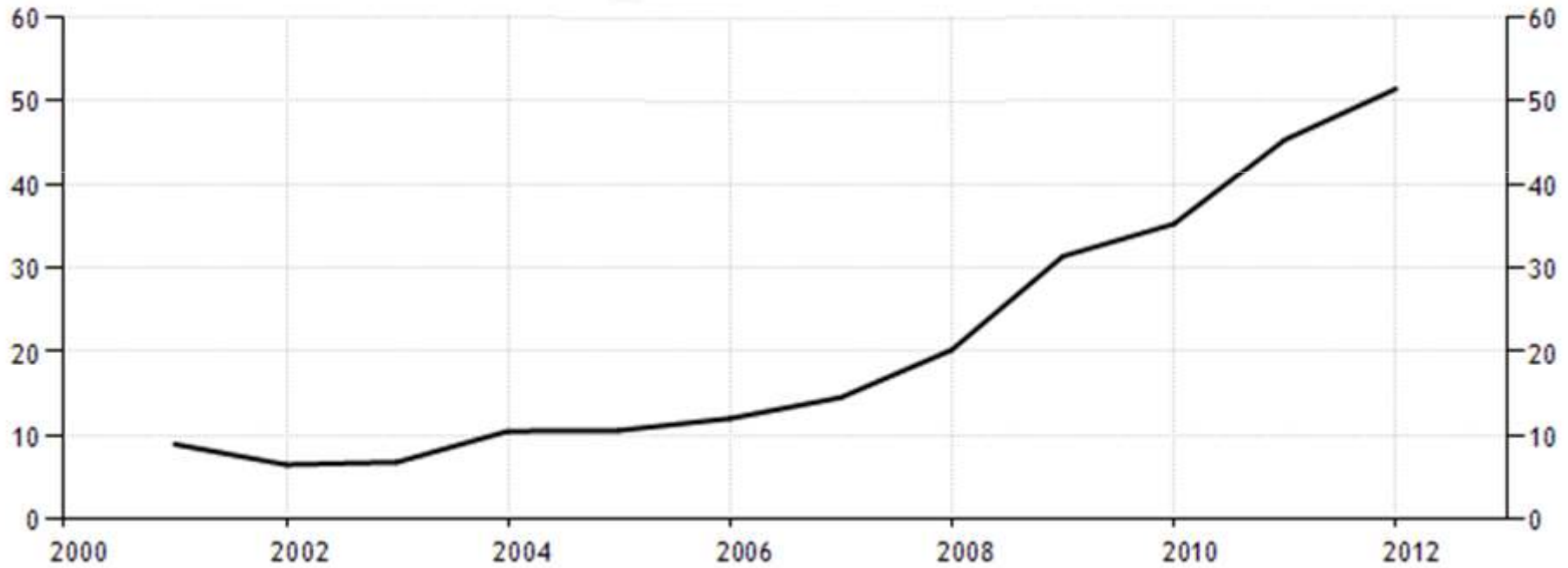
POPULATION: 60,400,000

TOTAL AREA: 676,577 KMQ

DENSITY: 73.9/KMQ

# GDP 2012

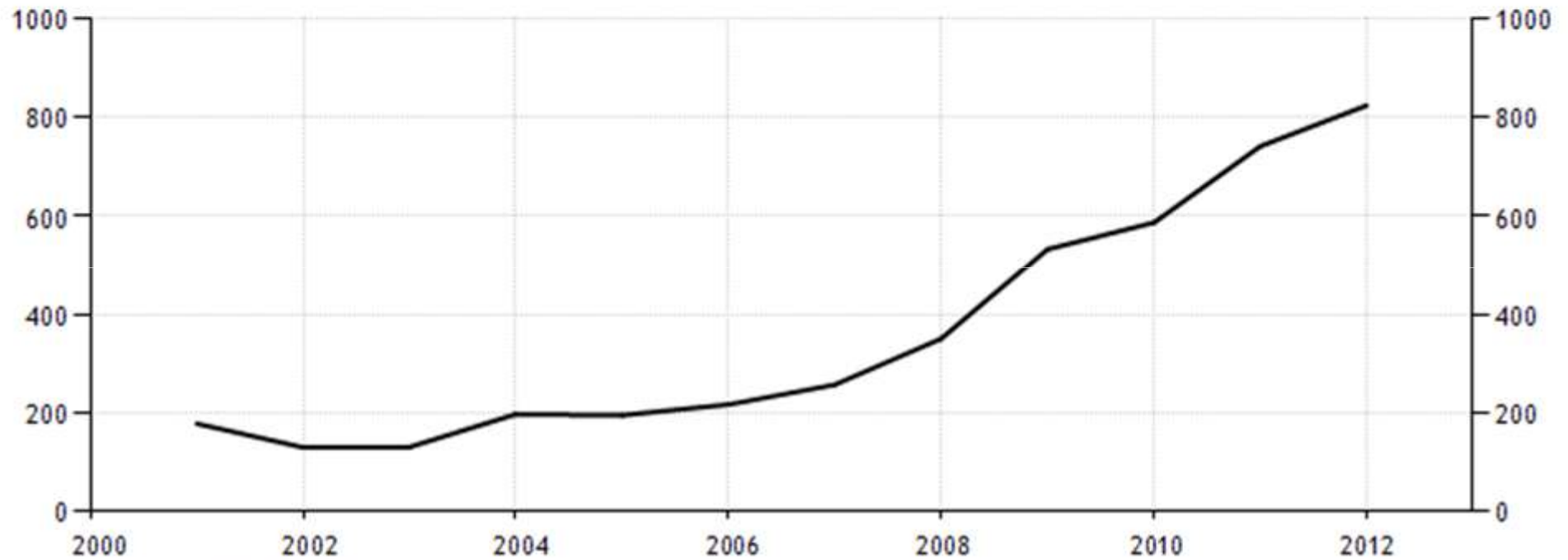
## \$54,416 BILLION (NOMINAL)



SOURCE WWW.ASEAN.ORG

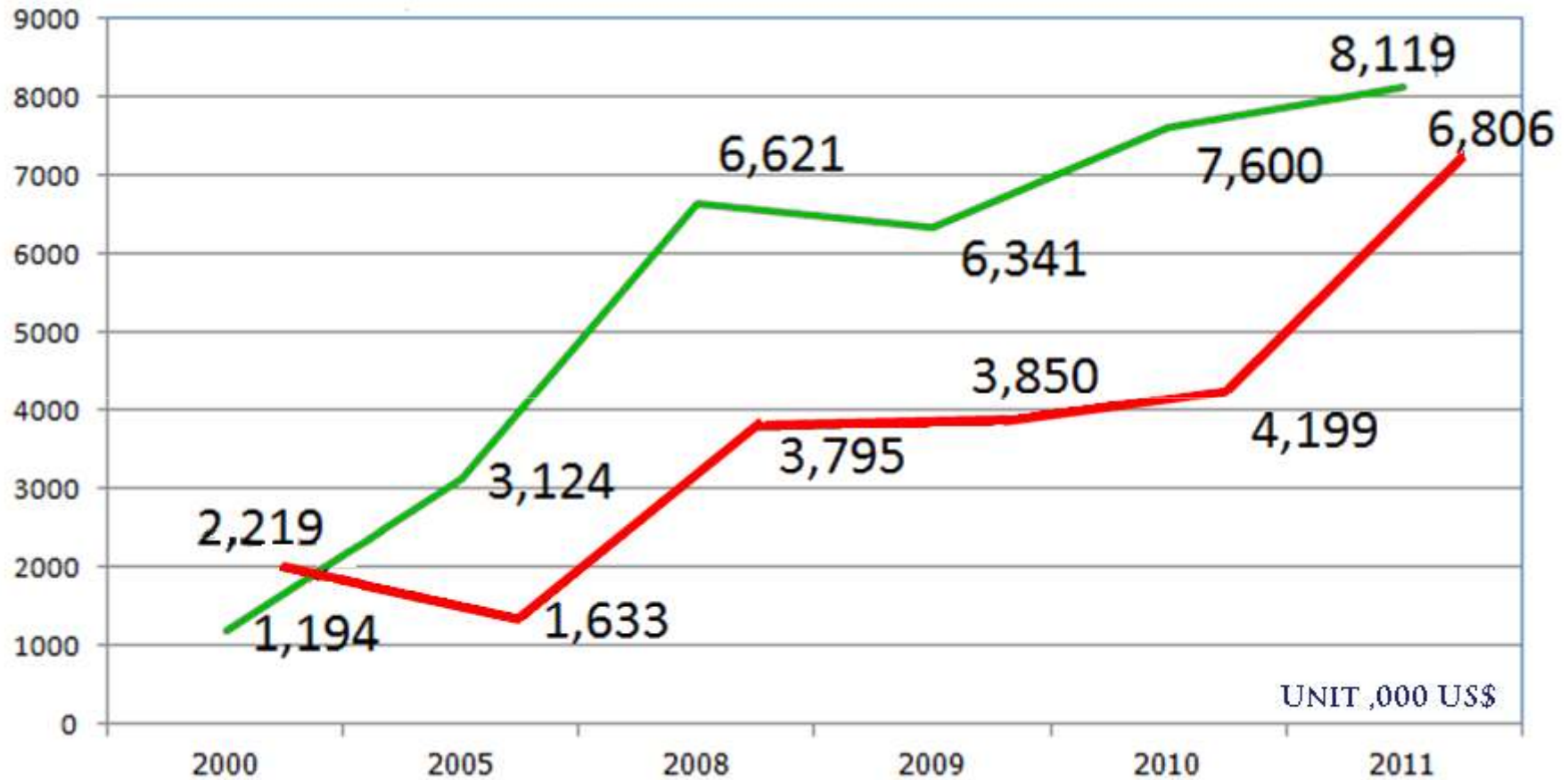
# GDP PER CAPITA 2012

\$ 854 (NOMINAL)



SOURCE WWW.ASEAN.ORG

# EXPORTS 8.2 BILLION US\$ IMPORTS 6.8 BILLION US\$



SOURCE WWW.ASEAN.ORG

# MAIN COMMERCIAL PARTNERS:

CHINA  
THAILAND  
SINGAPORE



## MAIN EXPORT COUNTRIES:

THAILAND 32%  
CHINA/HK 17%  
INDIA 12%

## MAIN EXPORTS

NATURAL GAS  
FISHERY PRODUCTS  
TIMBER

## MAIN IMPORT COUNTRIES:

CHINA/HK 60.0%  
THAILAND 34.3%  
SINGAPORE 14.8%

## MAIN IMPORTS

REFINED FUELS  
MACHINERY  
CEMENT

# ITALY & MYANMAR

## BILATERAL TRADE

UNIT: ,000 €

	2009	2010	2011	2012	2013 JAN/JUL
EXPORT	6,801	15,600	14,010	23,726	25,625
IMPORT	4,951	5,998	5,559	11,722	13,327

SOURCE: ICE/ISTAT

## EXPORTS OF MYANMAR TO ITALY (2012)

• GARMENTS	53.9%
• MANUFACTURING PRODUCTS	18.5%
• FOOD	11.5%
• AGRICULTURAL PRODUCTS	8,0%
• TIMBER	6.0%

## IMPORTS OF MYANMAR FROM ITALY (2012)

• INDUSTRIAL MACHINERY	39.2%
• TEXTILES	14.5%
• LEATHER PRODUCTS	11.5%
• ELECTRICAL APPLIANCES	6.9%
• ELECTRONIC & MEDICAL APPL.	6.1%

## FAST GROWING SECTORS IN MYANMAR INVESTMENT & BUSINESS OPPORTUNITIES

- OIL & GAS
- MINING INDUSTRY
- TEXTILE
- AGRICULTURE
- FOOD PROCESSING
- INFRASTRUCTURE
- ENERGY
- CONSTRUCTION (HOTEL, COMMERCIAL, RESIDENTIAL)
- AIRPORTS, PORTS

ITALIAN EMBASSY  
&  
ITALIAN TRADE PROMOTION AGENCY  
PROMOTIONAL ACTIVITY

---

MYANMAR COUNTRY PRESENTATION  
(ROME, JULY 4<sup>TH</sup>, 2013)

BUSINESS DELEGATION @ MARMOMACC  
(VERONA, SEPTEMBER 24<sup>TH</sup> - 28<sup>TH</sup>, 2013)

BUSINESS DELEGATION @ ITALIAN CONSUMER GOODS  
WORKSHOPS  
(SINGAPORE, OCTOBER/NOVEMBER, 2013)

ITALIAN FOOD&WINE PROMOTION  
YANGON, DECEMBER 7<sup>TH</sup> - 11<sup>TH</sup>

ITALIAN AGRICULTURAL MACHINERY & TECHNOLOGIES  
(YANGON, DECEMBER 5<sup>TH</sup> - 6<sup>TH</sup>, 2013)

PIEMONTE

THE BEST OF  
MADE IN ITALY



## CONTACTS

AMBASCIATA D'ITALIA A YANGON  
[WWW.AMBYANGON.ESTERI.IT/](http://WWW.AMBYANGON.ESTERI.IT/)

ICE BANGKOK  
[WW.ICE.GOV.IT/PAESI/ASIA/THAILANDIA](http://WW.ICE.GOV.IT/PAESI/ASIA/THAILANDIA)  
BANGKOK @ICE.IT



REGIONE  
PIEMONTE

iniziativa cofinanziata con Fondo di Sviluppo e Coesione

[www.regione.piemonte.it/fsc/internazionalizzazione](http://www.regione.piemonte.it/fsc/internazionalizzazione)

